




June
2024


Countertop Catalog

America's Best Value in Cabinetry®




Post Form Countertops

CNC Cabinetry offers a full range of post-form countertops in a multitude of colors. With our state-of-the-art production plant, CNC Cabinetry can fulfill all your needs. We produce both large and small quantity orders with quick turnaround, at the most competitive prices.



Crescent

A high quality profile countertop edged with a 90 degree radius on its front edge, Crescent is one of our most popular post form countertop designs and can be easily installed in today's economical homes.




Pluto

A very durable countertop, finished with a 90 degree front edge. The raised front edge with an additional, no-drip bump conveniently prevents spillage. Pluto is made with water resistant plywood that will protect your countertop for years to come.



Crescent
Particle Board



Pluto
Plywood

Self Edge Countertops

CNC Cabinetry has the resources to produce custom self edge countertops in our extensive manufacturing facility. CNC's custom self-edge countertops are produced with the most efficient turnaround possible, while still maintaining competitive prices.





Stocked Countertop Colors



4926-07 / Black Alicante

NEW



5042-07 / Calacatta Lincoln

NEW




4925K-07 / CALCUTTA MARBLE




4724-52 / MILANO AMBER




7732-58 / BUTTERUM GRANITE



4726-52 / MILANO QUARTZ




1573-60 / FROSTY WHITE



D30-60 / ALMOND



4551-01 / BLACKSTAR GRANITE



4830K-18 / SATIN STAINLESS
*only available in self-edge countertops



4550-01 / GRANITE

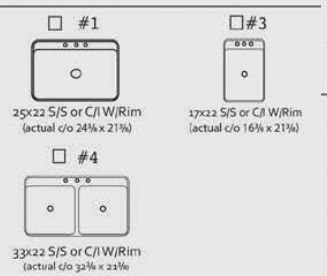


4762-60 / MYSTIQUE DAWN

Post-form order form

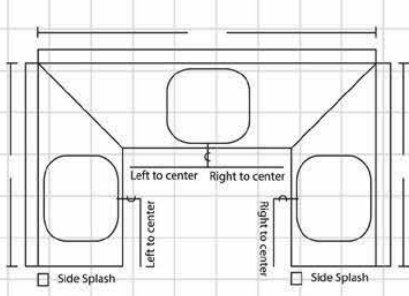
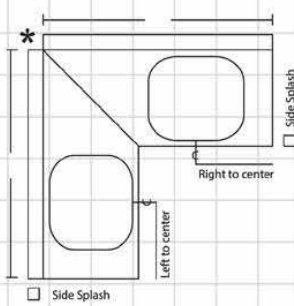
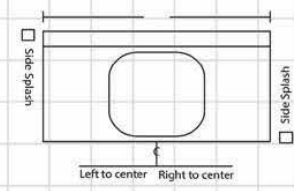
Company:	Order Date:	Request Date:	Customer PO #
----------	-------------	---------------	---------------

- CRESCENT
90 Degree Front Edge
 - PLUTO
90 Degree No Drip Edge
- Miter:
- Assembled (requires 2-3 business days)
(only if one leg is not more than 84")
 - Loose
- Side splash:
- Assembled (requires 1-2 business days)
 - Loose



* Miter cannot be done less than a 27" top

D30-60 NATURAL ALMOND
1573-60 FROSTY WHITE
4550-01 GRANITE
4551-01 BLACKSTAR GRANITE
7732-58 BUTTERUM GRANITE
4762-60 MYSTIQUE DAWN
4726-52 MILANO QUARTZ
4925K-07 CALCUTTA MARBLE
4724-52 MILANO AMBER
4926-07 BLACK ALICANTE
5042-07 CALACATTA LINCOLN
OTHER:



Total Pieces _____

	Color	Crescent List Price	Pluto List Price
D30-60	NATURAL ALMOND	32	51
1573-60	FROSTY WHITE	32	51
4550-01	GRANITE	32	51
4551-01	BLACKSTAR GRANITE	32	51
7732-58	BUTTERUM GRANITE	32	51
4762-60	MYSTIQUE DAWN	32	51
4726-52	MILANO QUARTZ	34	54
4925K-07	CALCUTTA MARBLE	34	54
4724-52	MILANO AMBER	34	54
4926-07	BLACK ALICANTE	34	54
5042-07	CALACATTA LINCOLN	34	54

	Description	List Price
PF-2/CHASE	POST FORM 2-SIDED PIPE CHASE	116
PF-3/CHASE	POST FORM 3-SIDED PIPE CHASE	145
PF-ATT-SIDE-SPLASH	POST FORM - CHARGE FOR ATT SIDE SPLASH	47
PF-BARTOP-MITER	POST FORM - CHARGE FOR BARTOP MITER	62
PF-C/O	POST FORM EXTRA CUT OUT	19
PF-C/O-SPECIAL	POST FORM SPECIAL CUT OUT	70
PF-COOKTOP-C/O	POST FORM COOKTOP SPECIAL CUT OUT	70
PF-CUTDOWN	CUT DOWN DEPTH OF TOP	58
PF-ENDCAP	POST FORM- ENDCAP	8
PF-ENDCAP - CHG	POST FORM- ENDCAP	7
PF-FJ	POST FORM- FIELD JOINT	87
PF-FJA	POST FORM- FIELD JOINT ATTACHMENT	52
PF-KOSHERDIVIDER	KOSHER DIVIDER - ENTER TYPE AND COLOR	86
PF-KOSHERDIVIDER - CHG	KOSHER DIVIDER - ENTER TYPE AND COLOR	81
PF-MITER	POST FORM- ASSEMBLED MITER	89
PF-S/S-CUTDOWN	CUT DOWN DEPTH OF SIDE SPLASH	12
PF-SINK-C/O	POST FORM SPECIAL SINK CUT OUT	70
PF-RSS	RIGHT SIDE SPLASH	57
PF-LSS	LEFT SIDE SPLASH	57
PF-T-BOLT		86
U-PF-ENDCAP		6

CAN AND CANNOT DO:

- Maximum length for a post form top is 144" / minimum charge per top is 36".
- L-shaped tops need to be mitered at the corners and can be assembled on the job-site with bolts and caulk (supplied). Although we do assemble miters in house for a charge, (one leg cannot be longer than 84"), our shop's assembled miters may not be 100% perfect due to shifting in transit, therefore we do recommend job-site assembly.
- When figuring out your post-form top, round it up to the next foot.
- Example: 42" top = 4' 48-1/4" = 4' charge and 48-1/2" = 5' charge
- Lead time is 24-48 hours, orders above 12 pieces are a 7 business day lead time.
- NOTE: Miter and other specialty work, adds 2 extra working days to the lead time.

Counter top price includes one sink cut out, one miter cut (not assembled) and all end caps.

Crating charge will apply for shipping outside of South Plainfield area.

Self-edge order form

Company: _____	Order Date: _____	Request Date: _____	Customer PO # _____
----------------	-------------------	---------------------	---------------------

Color Name _____

Color # _____

Deck Only

4" Back Splash
 Attached Loose


18" Back Splash (Loose Only)


Other _____


Plywood

Particle Board

Side Splash
 Attached Loose

#1

 25x22 S/S or C/I W/Rim
 (actual c/o 24 1/2" x 21 1/2")

#3

 17x22 S/S or C/I W/Rim
 (actual c/o 16 1/2" x 21 1/2")

#4

 33x22 S/S or C/I W/Rim
 (actual c/o 32 1/2" x 21 1/2")

D30-60 NATURAL ALMOND
1573-60 FROSTY WHITE
4550-01 GRANITE
4551-01 BLACKSTAR GRANITE
7732-58 BUTTERUM GRANITE
4762-60 MYSTIQUE DAWN
4726-52 MILANO QUARTZ
4925K-07 CALCUTTA MARBLE
4724-52 MILANO AMBER
4926-07 BLACK ALICANTE
5042-07 CALACATTA LINCOLN
OTHER: _____

Total Pieces _____

DESCRIPTION	UNIT	NET PRICE	NET PRICE
-------------	------	-----------	-----------

Decks		Flakeboard	Plywood
FLAT DECK (UP TO 26" DEEP NO BACK SPLASH) 4' MIN	LF	24.15	26.45
KITCHEN DECK WITH LOW BACK SPLASH (UP TO 4-1/2" ABOVE DECK, OTHER B/S HEIGHTS BY QUOTE) 4' MIN	LF	25.19	29.03
KITCHEN DECK WITH HIGH BACK SPLASH (UP TO 20" ABOVE DECK, OTHER B/S HEIGHTS BY QUOTE) 4' MIN	LF	33.63	37.37
CUSTOM DECK (1-1/2" BUILD UP, FINISHED EDGE INCLUDED)	SF	12.59	15.81

Counterop Options		Flakeboard	Plywood
-------------------	--	------------	---------

Low Back Splash	LF	12.08	14.66
High Back Splash	LF	16.96	18.11
Low Side Splash	EA	23.00	27.88
HIGH SIDE SPLASH	EA	33.63	35.07
2-SIDED PIPE CHASE	EA	55.47	60.07
3-SIDED PIPE CHASE	EA	60.07	68.70
3/4" KOSHER DIVIDER (RADIUS TOP, 9" HIGH)	EA	52.89	58.93
UP TO 2" THICK KOSHER DIVIDER (RADIUS TOP, 9" HIGH)	EA	78.18	98.60
3/4" LAMINATE 1-SIDE (FINISHED EDGES INCLUDED) \$20.00 MINIMUM CHARGE	SF	14.66	16.96
3/4" LAMINATE 2-SIDE (FINISHED EDGES INCLUDED) \$20.00 MINIMUM CHARGE	SF	19.26	20.70
SOLID BUILDUP	SF	7.48	8.62
WINDOW SILL (UP TO 15" DEEP)	LF	29.03	36.51
COOK TOP COVER (UP TO 24" DEEP X 36" WIDE)	EA	117.85	131.07
LOOSE LAMINATE (\$25.00 MINIMUM CHARGE)	SF	7.48	7.48
EXTRA CUT OUT	EA	13.22	13.22
SPECIAL CUT OUT	EA	33.92	33.92
FINISH INSIDE OF CUTOUT	EA	36.21	36.21
LAMINATE SEAM (APPLICABLE ONLY IF TOP IS LARGER THAN AVAILABLE LAMINATE SIZE 144" x 60")	EA	29.03	29.03
TEMPLATE TOP UPCHARGE	EA	196.03	196.03
FINISH TOP AND BOTTOM EDGE ON BACK SPLASH ON 18" (UP TO 12" N/C)	LF	4.88	4.88
RADIUS CORNER (MIN. RADIUS 1-1/2", FOR BEVEL 2")	EA	26.45	26.45
INSIDE RADIUS (MIN. RADIUS 2")	EA	33.92	33.92
FINISHING CHARGE - ALL SIDES FINISH EA	EA	25% UPCHARGE	25% UPCHARGE

Other Options			
---------------	--	--	--

ANGLE CORNER	EA	39.67	52.89
COUNTER BUMP OUT (UP TO 3" OUT X 36" WIDE)	EA	72.44	85.37
BASE END CABINET ANGLE	EA	52.89	66.11
CUSTOM / ELYPTICAL ENDS	EA	85.37	131.07
EASED CORNER (MIN. EASE 1/2"X 1/2", FOR BEVEL 1"X1")	EA	26.45	52.89
FIELD JOINT (INSTALLATION NOT INCLUDED)	EA	37.37	42.25

Upcharge List

	Color	Upcharge
D30-60	NATURAL ALMOND	0%
1573-60	FROSTY WHITE	0%
4550-01	GRANITE	10%
4551-01	BLACKSTAR GRANITE	10%
7732-58	BUTTERUM GRANITE	5%
4762-60	MYSTIQUE DAWN	5%
4726-52	MILANO QUARTZ	10%
4925K-07	CALCUTTA MARBLE	10%
4724-52	MILANO AMBER	10%
4926-07	BLACK ALICANTE	10%
5042-07	CALACATTA LINCOLN	10%

Custom Self Edge Countertops are manufactured in our own facility which gives us more flexibility in customizing your countertop. We can manufacture this countertop according to your specifications and drawing. (for what's available see countertop options)

1. When figuring out your custom countertop, calculate each piece individually. When you have an L-shaped counter top, the two legs must be figured out separately. Use the back of the counter top as your footage reference. Always round off to the next foot, then add on your special options. Two orders can not be combined for footage calculation.
2. Low Back Splash Counter Tops: the back splash will be top mounted (attached on top of deck). All back splashes will be shipped attached, unless specified otherwise. High Back Splash Countertops: all high back splash countertops will be shipped loose only. The deck will be pre drilled to indicate where the back splash should be installed, unless specified otherwise.
3. If the countertop is larger then 5ft. x 12ft. a laminate seam is required. Please specify where you prefer the seam. There is an extra charge for a laminate seam.
4. On custom self edge countertops there is a 4ft. minimum charge per order (not per top). For large size laminate, a material surcharge will be applied.
5. Regular lead time on our stock colors is 5-7 working days from sign off.
6. Beveled Edge or any other front edge treatment: since the footage of the front edge may not always be the same as the footage of the countertop, you must figure the footage for edge treatment seperately. Beveled edge treatment requires a 12ft. minimum charge, for special colors there may be a material surcharge.

Member



www.cnccabinetry.com

Headquarters

10 Kentile Road
South Plainfield, NJ 07080

South East

4501 Homerun Blvd. # 300
Davenport, FL 33837

Mid Atlantic

2000 Nazareth Church Rd
Spartanburg, SC 29301

West Coast

3475 North Las Vegas Blvd
Las Vegas, NV 89115

South West

2300 East Bardin Road
Arlington, TX 76018



DISP-CNTP